

C WHERE THE AWNING IS TO BE INSTALLED

Location is a key factor in selecting the range and model of your awning. Our wide variety of systems means that we offer the perfect awning for every location. There are several factors to bear in mind when selecting the most effective awning to meet your specific needs.

► ORIENTATION OF THE SUN

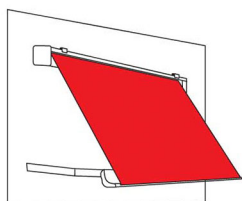
You should consider that the angle of sunlight entering your home will change depending on the orientation of the sun and the time of day. Having your awning at just the right angle or selecting an awning with an adjustable skirt will help you achieve adequate protection.



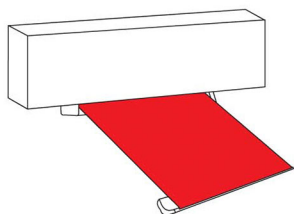
► MOUNTING

The mounting of the awning is determined by where you would like to install it, the type of wall, accessibility to the area, etc. There are two – sometimes three – types of mounting: face, ceiling and between walls.

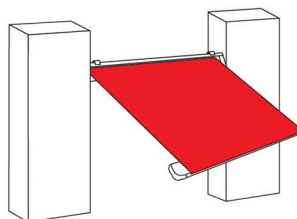
Wall



Ceiling



Between walls



► MECHANICAL or CHEMICAL MOUNTING

Depending on the characteristics of the location in which you want to put your awning,

an installation company can determine what type of mounting will be most effective: mechanical or chemical.

• **Mechanical mounting:** This is the traditional mounting method that uses bolts to anchor the system to the wall in conjunction with other standard structural elements used for this system.

• **Chemical mounting:** This type of mounting is ideal for mounting awnings, pergolas, aluminium enclosures, etc. both on solid walls as well as on walls which have cavities (hollow bricks, cement blocks, perforated bricks, thermo-clay, etc.). This type of attachment is done with resins which provide very secure anchoring.

► ACCESSIBILITY

It is important to consider whether the installer will be able to access the place where you want to install your awning. It should be free of obstacles.

► TYPE OF STRUCTURE OR BRACKET

Brackets or structural supports are part of the awning system and are generally part of the system to attach it to the wall.

Each product range has its own support system:

- Brackets for invisible arms (WIN range)
- Brackets for invisible arms (ART range)
- Brackets for cassettes (BOX range)
- Universal brackets, for PR, PRT, ART and Stor awnings (BASIC range)
- Brackets for flat awnings (ELIT range)
- Brackets for screens (SCREEN range)

